



# THE GLIDING FEDERATION OF AUSTRALIA

BUILDING 130, WIRRAWAY ROAD, ESSENDON AIRPORT, VICTORIA 3041.

## AIRWORTHINESS DIRECTIVE GLIDER/POWERED SAILPLANE.

GFA/AD 242

SZD 29

Issue 1

Date of issue  
5.10.1982

Sheet 1 of 2

TYPE AFFECTED:- The following 'Jantar' gliders -

SZD - 37X	SZD - 42
SZD 37	SZD - 42 - 1
SZD 38	SZD - 42-2 up to serial No. B-1130 incl.
SZD 38A	SZD - 48
SZD 41	SZD-48-1 up to Serial No. B-1202 incl.
SZD 41A	SZD- 49
SZD 41B	

SUBJECT: Securing instrument panel cover.

BACKGROUND: Experience shows that if the two screws which locate the instrument panel cover become loose, the cover can be dislodged in flight. Bulletin BK-OI5/81 "Jantar", was issued by the manufacturer detailing this modification.

REQUIRED ACTION: At or before next Form 2 inspection:-


- (1) Make two plates to Fig. 1.
- (2) Fit plates as shown in Fig 2 bending up the legs to secure the cover under the head of the locating screw.

IMPLEMENTATION: This modification may be carried out by the owner/operator, Details to be noted in the log book.

COMPLIANCE: The requirements of this Airworthiness Directive are mandatory. This Directive is issued pursuant to Air Navigation Regulations under delegated authority from the Secretary of the Department of Aviation.

M.P. BURNS.

CHIEF TECHNICAL OFFICER AIRWORTHINESS  
GLIDING FEDERATION OF AUSTRALIA



# THE GLIDING FEDERATION OF AUSTRALIA

BUILDING 130, WIRRAWAY ROAD, ESSENDON AIRPORT, VICTORIA 3041.

BIULETYN Nr BK-015/81 "JANTAR"

GFA/AD 242

SZD 29

Issue 1

5.10.1982

Sheet 2 of 2

Make 2 plates  
from .5mm aluminium

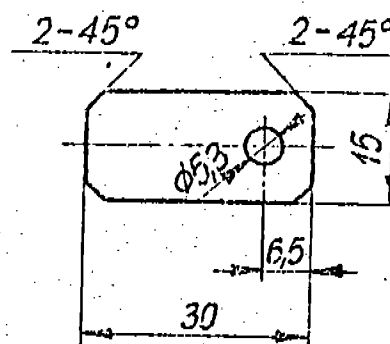
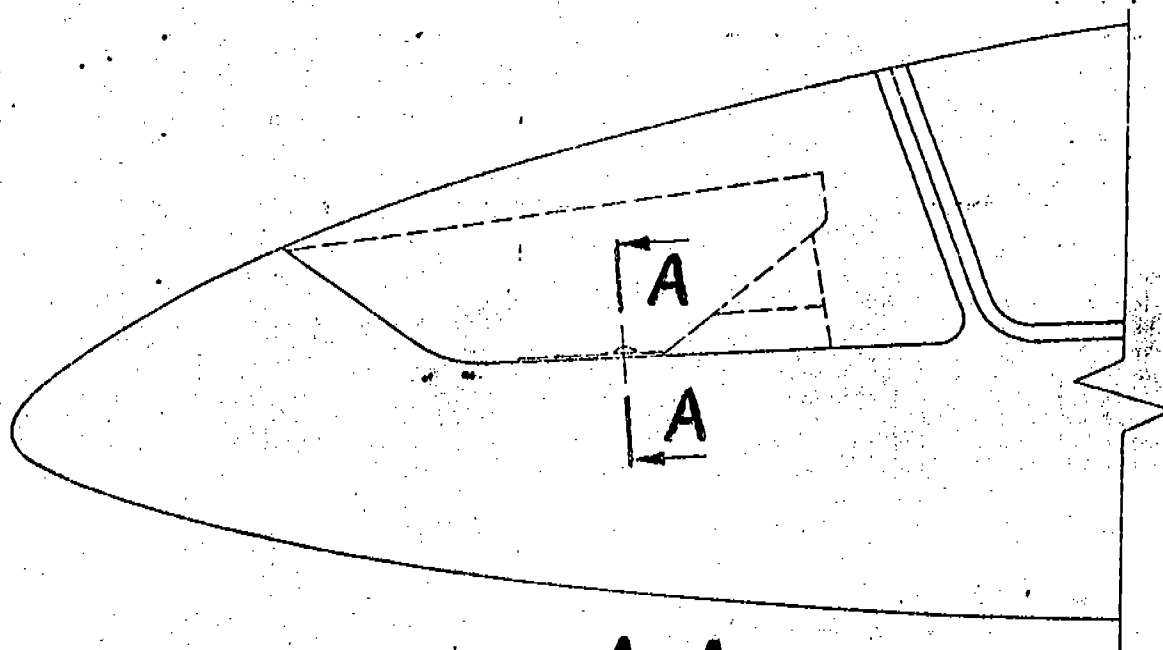
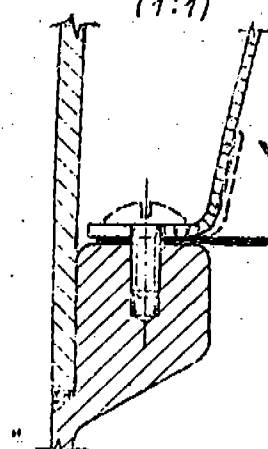


Fig.1.



A-A  
(1:1)



Plate

Bend up to fit and  
secure cover.

Fig.2.